


DATASHEET
**V3R-TP
NETWORK
CONVERTER UNIT**
**ANALOGUE – SANE – AES/EBU
INTERFACE DEVICE
WITH ETHERNET**

Product Features

- **8 channel converter unit in a 1 RU enclosure for SANE CAT5 Network by Optocore with AES/EBU ports**
- **Card slot for customized I/O configuration**
- **3 types of cards with Euroblock connectors:**
 - 8 mic inputs
 - 8 line inputs
 - 8 line outputs
- **Sample rates up to 192 kHz**
- **Full integration into SANE network**
- **Mic inputs with selectable gain (0 dB to +70 dB in true analogue 1 dB steps) and 48 V phantom power**
- **2 RJ45 SANE Network Ports**
- **2 AES/EBU Ports, each capable of 16 channels**
- **4 RS485/GPIO Ports**
- **Word clock IN and OUT**
- **Embedded internal word clock for stand-alone applications**
- **USB, RS232 and LAN port for configuration and control**
- **Full remote access with Optocore control software**
- **Upgradeable internal logic**
- **Comprehensive status control via LED banks on the front**

The V3R-TP is a converter unit with a high degree of flexibility concerning the I/O configuration. Three different card types enable to customise the card slot on the rear of the device for the conversion of analogue signals - 8 microphone inputs, 8 line inputs or 8 line outputs – to SANE or AES/EBU.

The V3R-TP is especially designed for rack mounted applications and permanent installation. All cards are equipped with Euroblock connectors. These common installation interfaces provide a simple and cost-efficient connection to other audio equipment.

The V3R-TP can be seamlessly integrated into the OPTOCORE® OPTICAL DIGITAL NETWORK SYSTEM with the use of one of the – FX devices and SANE ports or DD32R-FX and AES/EBU ports. All parameters of the converters can be remote controlled and monitored with the same software application as all the other OPTOCORE devices, the OPTOCORE CONTROL software. Furthermore, by connecting the –TP devices, user can built a standalone CAT5 based network.

The V3R-TP units facilitate a high flexibility to provide the number of analogue inputs and outputs required at different positions in temporary or permanent applications. The high quality of the preamps, A/D- and D/A converters make the V3R-TP units ideal for the incorporation into audio systems. They provide a wide dynamic range with negligible distortion and extremely low noise.

The microphone inputs include microphone preamp, phantom power and selectable gains in true analogue 1 dB steps from 0 dB to +70 dB. The line inputs are equipped with selectable channel levels of -5 dB, 0 dB, +4 dB, +14 dB and the line output with a selectable channel level of 0 dB, -4 dB, -10 dB, -14 dB round off the device.

The channels of the SANE Ports and I/O Cards can be directly routed to Optocore fibre network and vice versa.

With two AES/EBU ports the digital signals are split as well. The second port allows the transmission of the analogue inputs together with the incoming AES/EBU signals to other devices with digital interfaces.

The Word Clock IN and OUT enable the synchronization of the units to an external source and are used to pass on the word clock from one unit to the next. For stand-alone applications the devices are equipped with an internal word clock.

Up to eight V3R-TP can be connected to the four principle ports of one DD32R-FX enabling the exchange of 32 AES/EBU signals (64 channels) and control data. The ports include two control data channels.

V3R-TP Versions

- **8 microphone inputs**
- **8 line inputs**
- **8 line outputs**

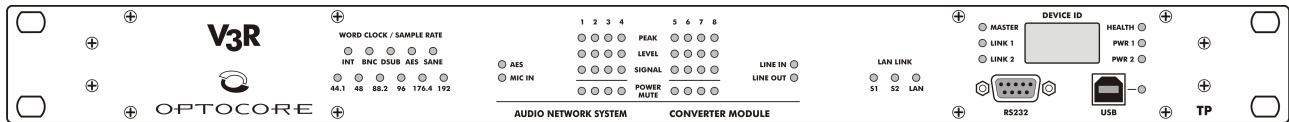
The VR3-TP units can be operated and controlled via the OPTOCORE network with OPTOCORE CONTROL, without the necessity of any external data cable. For the

control in stand-alone applications the USB, RS232 or LAN port on the front and rear panel can be used.

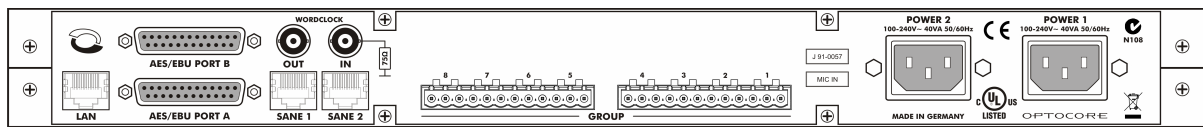
logic circuitry permits updating of the firmware ensuring a continual state-of-the-art device.

The FPGA (field programmable gate array) based concept of the internal

Front Panel V3R-TP



Rear Panel V3R-TP



Technical Specifications

Analog Audio Mic Inputs	ADC		
Gain / steps	0 dB to +70 dB	1 dB steps	
Maximum input level	@ 0 dB Gain	+22 dBu	@ +70 dB Gain -48 dBu
SNR	@ 0 dB Gain	118.5 dB(A)	@ +30 dB Gain 116.5 dB(A)
Dynamic Range	@ 0 dB Gain	≥ 118.5 dB(A)	Gain+ADC ≥ 154 dB
Analog Audio Line Inputs	ADC		
Gain / steps	-5, 0, +4, +14 dB	4 steps	
Maximum input level	@ -5 dB Gain	+27 dBu	@ +14 dB Gain +8 dBu
SNR	@ 0 dB Gain	118 dB(A)	@ +14 dB Gain 118 dB(A)
Dynamic Range	@ 0 dB Gain	≥ 118.5 dB(A)	Gain+ADC ≥ 137 dB
Analog Audio Line Outputs	DAC		
Gain / steps	0, -4, -10, -14 dB	4 steps	
Maximum output level	@ 0 dB Gain	+22 dBu	@ -14 dB Gain +8 dBu
SNR	@ 0 dB Gain	119 dB(A)	@ -14 dB Gain 118 dB(A)
Dynamic Range	@ 0 dB Gain	≥ 119 dB(A)	Gain+DAC ≥ 134 dB
Word clock	Hardware standard 75 Ω / BNC		
Data rate	44.1 kHz – 192 kHz		
Power supply	2 (optional) independent power supplies with function check and automatic switch-over		
Type	Switch-mode, universal input		
Mains voltage	100...240VAC, 50/60Hz, 25VA-typ, 32VA-peak		
Remote Control	Control Interfaces to PC		
RS232 / USB / Ethernet	Control Interfaces to PC		
Dimensions	1 RU / 19"		
W x H x D	483 x 44 x 200mm	19.0 x 1.73 x 7.87 inch	
Weight	2.7 kg	6.0 lbs	